

# “Sling your Patient to Safety”

By Antoinet Staneke, Nov 2013  
The Prince Charles Hospital, QuEST, Brisbane

# Overview

- ❑ History of injuries occurring during hoist transfers
- ❑ Standardized Hoist/Sling program in TPCH
- ❑ Auditing
- ❑ Maintenance
- ❑ Asset management
- ❑ Storage
- ❑ Education
- ❑ Collaboration

# History of injuries occurring during hoist transfers

- ❑ Death in Queensland Health in 2010
- ❑ Patients falling out of hoists
- ❑ Caused by mismatch of sling/hoist



# Standardized Hoist/Sling Program in TPC

- TPC started to manage the hoists in 2009 & the slings in 2010
- Where to start
- Survey to staff
- Stock take
- Working with \Engineering Department, OH&S

# Auditing

- Hoists are audited once a year
- Slings are audited twice a year
- Annual Report
- Recommendations for purchasing and replacing hoists and slings



# Auditing

- Incident Data can be very powerful!
- Once a year collect all the data of hoist/slings incidents in TPCH
- Annual Report
- Only 2 incident with ceiling hoists since installation in 2007
- Most incidents that occur are skin tears and bruises

# Asset Management

- ❑ Important that hoists will be on a replacement program.
- ❑ Budget for them.



# Maintenance of Hoists

- ❑ Outsourced to company
- ❑ Be aware about service contracts
- ❑ Can be an issue with warranty if you have different brands of hoists
- ❑ Ceiling Hoist servicing require planning





# Sling Management

- Lots of regulation from OH&Safety regarding slings
- Under the Work Safety Act a hoist and sling is classified as a plant
- Employer is responsible to ensure the safe use of hoist, ensure maintenance and provide training in how to use this equipment

# Sling Management

- ❑ How do you manage your slings in your facility?
- ❑ Important to keep a record of your slings in your area
- ❑ Include serial numbers in your audit
- ❑ Allocate your own number to the sling
- ❑ Easy to track slings, easy for recalls etc



# Sling Management

- ❑ Before you use a sling you should visual inspect the sling
- ❑ Slings should be biannually checked, you can out source but it is very difficult to capture all slings
- ❑ Where do we stand legally if facilities do their own sling audit
- ❑ Who is a competent person to inspect the sling

# Sling Audit tool

## TPCH Sling July Audit 2013

Area	Brand	Serial Number	Number	Type of Sling	Attachment	Size	Year	P/M/R	SW L	R Instruction	Condition	Sup St	Comment	Last Inspection
AI CU	ArjoHuntleigh	88450893988		MAA4000M	Pivot	L	Sep-09	P	272 kg	Yes	Good	No	Relabeled	Jul-13
AI CU	ArjoHuntleigh	720090000018568		MAA4000M	Pivot	XL	Dec-09	P	272 kg	No	Good	Yes	Relabeled/ new tag	Jul-13
AI CU	ArjoHuntleigh	1011083423738		MAA4000M	Pivot	XX L	Dec-09	P	272 kg	Yes/ tag	Good	Yes	New Tag	Jul-13
AI CU	ArjoHuntleigh	8821091082448		MAA4000M	Pivot	S	Nov-09	P	272 kg	Yes/ tag	Good	No	Relabeled	Jul-13
AI CU	ArjoHuntleigh	774609000066338		MAA4000M	Pivot	XL	Jun-10	P	272 kg	Yes/ tag	Good	No	Relabeled	Jul-13
AI CU	ArjoHuntleigh	772009000001862	ICU001	MAA4000M	Pivot	XL	Sep-09	P	272 kg	No	Good	No	Not seen	May-12
AI CU	ArjoHuntleigh	101071882318		MAA2100M	Pivot	XL	Feb-07	M	272 kg	Yes	Good	No	Relabeled/ need a new tag	Jul-13
AI CU	ArjoHuntleigh	ICU004		MAA2100M	Pivot	L	Jan-06	M	190 kg	Yes	Fair	No	Relabeled	Jul-13
AI CU	Liko Model 20	A651345		High Back	Spreader Bar	L	Dec-06	M	200 kg	Yes	Good	no	Leg straps creased in 1G	Jul-13

# Sling Requirements

- ❑ Sling should have readable instruction label
- ❑ Washing instruction
- ❑ Safe working load
- ❑ For what type of attachment
- ❑ Test site record
- ❑ Serial number



# Sling Issues

- ❑ No readable instruction label
- ❑ Can not use the sling!!!!
- ❑ What if the sling is still good to use???
- ❑ Sling cost minimum of \$400 dollars to replace



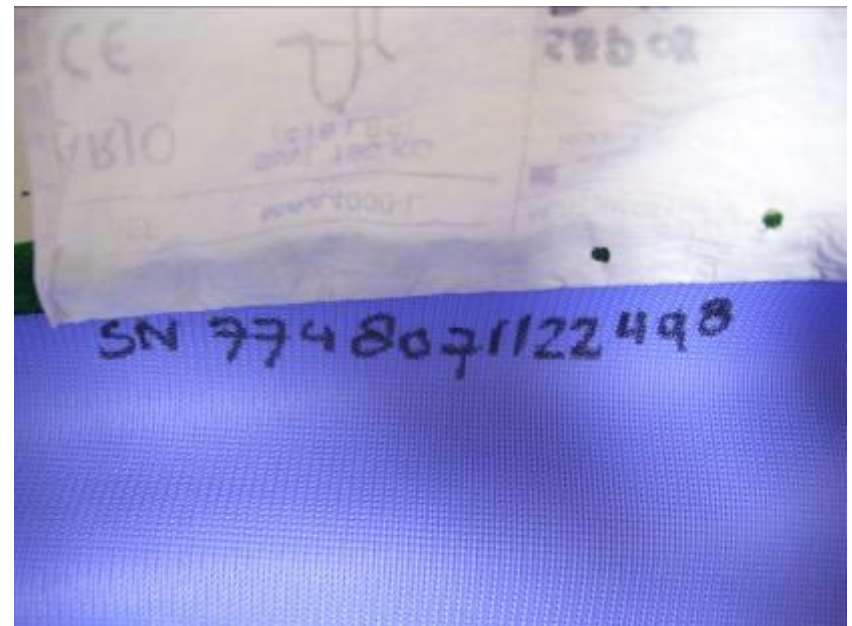
# Sling Testing

- ❑ Some companies offer sling testing and relabelling
- ❑ New tag placed on sling with new SWL often less than the original SWL
- ❑ Other companies don't offer anything and you need to purchase a new sling



# Sling Management

- ❑ Written on Sling Facility & Ward
- ❑ Purchase date
- ❑ Own number or serial number
- ❑ Size of the sling





# Storage of Slings

- Sling rack
- Prompt which hoist match with which sling



# Flyers for the Sling Rack



*ArjoHuntleigh slings /  
keyhole attachment*



This sling will fit only with these hoists



**ArjoHuntleigh MaxiMove Hoist**  
SWL: 228 kg  
**Location:** QuEST, AICU, 2D, Gem,  
ECU and CAM



**ArjoHuntleigh Older  
MaxiMove Hoist**  
SWL: 190 kg  
**Location:** Rehab and PCU



**ArjoHuntleigh MaxiMove 500 Hoist**  
SWL: 227 kg  
**Location:** Mental Health West



*Promed slings /  
keyhole attachment*



This sling will fit only with these hoists



**Promed Alpha Twin Boom  
Hoist**  
Safe Working Load 230 kg  
  
SWL Pivot Frame **180 kg**



**Promed Omega 300 Hoist**  
Safe Working Load 300 kg  
  
SWL Pivot Frame **200 kg**

**Location Hoists:** Stored in QuEST  
After hours check location in weekly flow sheet audit  
folder

# Other Flyers

## □ Laundering

### What to do with the hoist sling after use:

#### If the sling belongs to QuEST:

Place the sling in a plastic bag and ring QuEST for collection on 5732

#### If the sling belongs to your area:

- Remove the support sticks and store them where the slings are stored.



- Place the sling in a mesh bag.



- Place the mesh bag with sling in the linen skip; do not place the mesh bag in the white laundry bag.



When the sling returns back from the laundry ensure that you place the support sticks back in the sling!



# Sling Range

- ❑ Building a range of slings is important
- ❑ Different sizes
- ❑ Different transfers
- ❑ Different body shapes



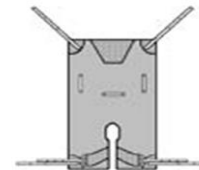
## Slings:



Basic



Deluxe



Divided Leg



Hammock

# Education

- ❑ Train staff in safe use of hoist and slings
- ❑ Can be done through the Ward Unit Trainer Course
- ❑ Provide in-services
- ❑ Make it an annual event or more when needed
- ❑ Have information accessible through a intra net
- ❑ Provide on the spot training



# QuEST Website

- Information about the types of hoists
- How to access a hoist and sling
- Trouble shooting of hoists
- Sling maintenance
- Laundering information

## QuEST Hoists in TPCH

Hoists have evolved to become an essential item of equipment within our Healthcare facilities. They are used to facilitate the 'No Lift' policy. At TPCH, the wards purchase their own hoists and there is one loan hoist available through Control. QuEST coordinate the management of the TPCH hoists. This initially included a staff survey which identified that there is a need for a more collaborative approach to information and education about lifting, hoists, slings and advanced skills required for appropriate hoist usage. QuEST audit the number, types and maintenance of hoists at TPCH. These annual audits assist in asset replacement and budget projection for hoist requirements. QuEST can be contacted for information and education regarding hoists and slings management on 3139 5732.



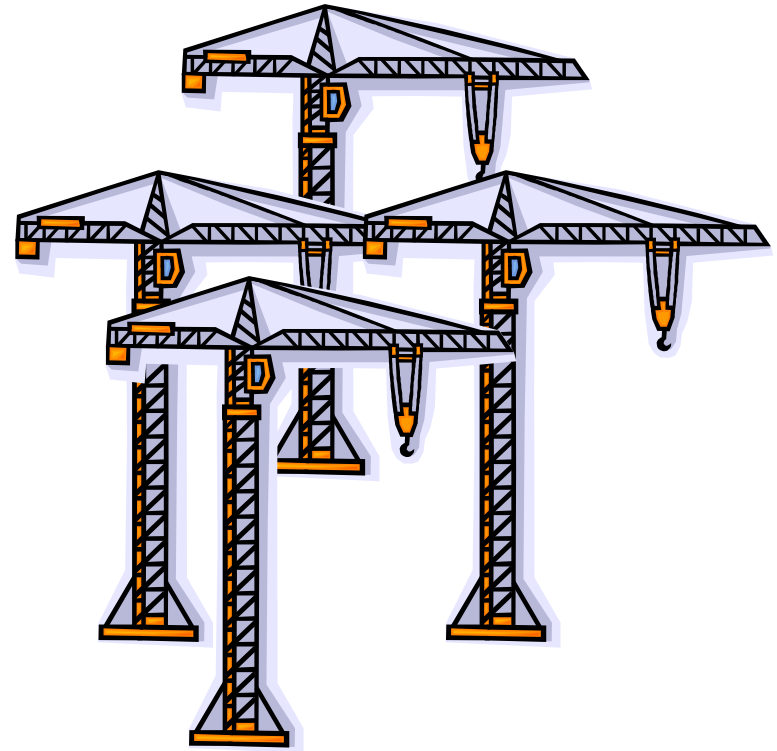
# Collaboration

- ❑ Consumer engagement
- ❑ OH&S
- ❑ Physiotherapist
- ❑ Falls Prevention Facilitators
- ❑ Finance Managers
- ❑ Engineering
- ❑ Companies
- ❑ Laundry



# Standardize

- Standardize the hoists in your facility
- Compatibility slings
- Continuity for staff
- Training





# Summary

---

- Appropriate Equipment
- Training
- Proficient Hoist Sling Management
- Working with others

ENSURES THAT SAFE TRANSFERS CAN BE  
CONTROLLED AND MINIMIZES RISKS OF INJURIES


# References

- Occupational Health and Safety SN 01/10, February 2010, Safety Notice, Arjo Passive patient Floor Lifts& Ceiling Lifts – Clip Attachment
- Occupational Health and Safety SA 01/10, February 2010, Safety Alert, Mismatch between Hoist and Sling.
- Occupational Health and Safety SI 02/2011, April 2011, Safety Information, Management of Patient Lifting Hoist Accessories and Devices
- Workplace Health and Safety Queensland website > Laws and Compliance < Prosecutions < Department of Health, 2011, Summary incident description  
<http://www.deir.qld.gov.au/workplace/law/prosecutions/2011/dept-health/index.htm>
- Patient Handling Implementation Standard Occupational Health and Safety Management System, Queensland Government

# Questions

□ Contact me:

Antoinet.Staneke@health.qld.gov.au



I hurt my back last week, so I've been put on "Light Duty" for a couple of weeks...